

TO WHOM SO EVER IT MAY CONCERN

This is to certify that the amount received from the Alumni of Shobhit University during 2023-24, 2022-23, 2021-22, 2020-21 and 2019-20 is given below. This certificate has been issued based on the Audited income and expenditure statement for the said assessment period.

Based on the Audited income and expenditure statement (INR in Lakhs)

Particulars	Amount (In Lakhs)
Amount Received From the Alumni During Last 5 Years	22



NATIONAL INSTITUTE OF COMPUTER EDUCATION SOCIETY


SHOBHIT UNIVERSITY, UTTAR PRADESH
BALANCE SHEET AS ON 31.03.2024

<u>LIABILITIES</u>		<u>AMOUNT</u>
		Rs.
<u>GENERAL / CORPUS FUND :</u>		
Balance B/F		1257985514.90
Add : Donation Received Under 80 G		351000.00
Less : Donation		0.00
Add : Asset Equilisation		0.00
Less: Asset Equilisation		60679839.57
Add : Excess of Income over Expenditure		27608339.26
		<u>1225265014.59</u>
Grant- IRD Project	<u>312851.00</u>	312851.00
<u>SECURED LOANS :</u>		
O/D A/c		
BOI71452711000001	<u>69806032.93</u>	69806032.93
<u>CURRENT LIABILITIES :</u>		
General Caution Money	19024500.00	
Canteen Security	25000.00	
TDS Payble	0.00	
PF Payble	0.00	
Security Payble Shiva Constech	<u>500000.00</u>	19549500.00
		<u>Total</u>
		<u>1314933398.52</u>



Auditor's Report
In terms of audit report of even date attached
For P R A & Co
Chartered Accountants
FRN:017903N


CA Rajat Sharma
Partner
M. No. 094176


EXECUTIVE TRUSTEE

Place : New Delhi
Dated: 25.09.2024

<u>ASSETS</u>	<u>AMOUNT</u>
	Rs.
FIXED ASSETS :	
Fixed Assets (As per Annexure)	1143258932.93
Less: Depreciation	17037827.01
Net Fixed Assets	<u>1126221105.92</u>
CURRENT ASSETS :	
LOANS & ADVANCES :	
Telephone Security	6670.00
Cylinder Security	1000.00
UP State Medical Facility	30000.00
Security NCISM	10000000.00
Harsharan Das	4500000.00
Manish Chabra	400000.00
Merona Scientific	58960.00
Reecan Interior	128502.00
Rekha Sharma	1000000.00
Thrivest	200000.00
Rudraksh Adv	0.00
Indian Oil Corporation	10104.00
Other Advances	<u>3552753.00</u>
	19887989.00
CASH & BANK BALANCES :	
- FDR with BOI	146767888.00
- FDR with UBI	2700000.00
- BOI714510110000044	9108.35
- BOI714520110000025	38798.60
- BOI714520110000026	8620.52
- BOI714520110000027	98379.00
- BOI714520110000028	10161.74
- BOI714520110000029	1436987.41
- BOI714520110000030	484609.48
- BOI714520110000031	10932733.18
- BOI714520110000032	39678.12
- BOI714520110000001	12960.86
- UBI496604050029200	4674.65
- HDFC 50100249382261	32146.72
- Cash-in-Hand	<u>323538.00</u>
- Tax Deducted at Source A.Y. 2010-11	1462900284.63
- Tax Deducted at Source A.Y. 2014-15	22098.00
- Tax Deducted at Source A.Y. 2015-16	13567.00
- Tax Deducted at Source A.Y. 2016-17	534148.00
- Tax Deducted at Source A.Y. 2018-19	1109667.00
- Tax Deducted at Source A.Y. 2020-21	803991.00
- Tax Deducted at Source A.Y. 2021-22	0.00
- Tax Deducted at Source A.Y. 2022-23	1372593.97
- Tax Deducted at Source A.Y. 2023-24	0.00
- Tax Deducted at Source A.Y. 2024-25	852497.00
	<u>1215457.00</u>
Total	<u><u>1314933398.52</u></u>
	0.00

Auditor's Report

In terms of audit report of even date attached

For P R A & Co
Chartered Accountants
FRN:017903N



CA Rajat Sharma

Partner

M. No. 094176

Place : New Delhi

Dated: 25.09.2024

Shubho
EXECUTIVE TRUSTEE

NATIONAL INSTITUTE OF COMPUTER EDUCATION SOCIETY

**SHOBHIT UNIVERSITY, UTTAR PRADESH
INCOME & EXPENDITURE ACCOUNT FOR THE YEAR ENDED ON 31.03.2024**

EXPENDITURE	AMOUNT
	Rs.
To Advertisement	19043362.00
To Admission Exp.	7334263.00
To Ambulance Expenses	850400.00
To Affiliation Fee/ Subscription	7434842.00
To Bank Charges	53283.10
To Consumable Exp.	156337.00
To Depreciation	17037827.01
To Electricity Expenses	8968029.00
To Freight & Cartage	135800.00
To Generator Expenses	6712144.00
To Internet and ERP Expenses	1165708.00
To Interest Paid to Bank	6336096.00
To Lab Consumables	1837883.00
To Legal Expenses	3110.00
To Hostel Expenses	5147401.00
To Medicine	719298.00
To Miscellaneous Expenses	222605.00
To News Paper, Books & Periodicals	145312.00
To Office Expenses	2918662.00
To Postage & Telegram	90230.00
To Printing & Stationery	4050353.00
To Professional Charges	13468690.00
To Repair & Maintenance	12287218.48
To Rent	60000.00
To Salary to Staff	124404627.00
To Seed Money	4800000.00
To Security Exp	1315966.00
To Seminar, Function & Celebration	2277766.00
To Student Welfare	332519.00
To Sports Expenses	939516.00
To Staff Welfare	2387696.00
To Telephone Expenses	494368.00
To Traveling & Conveyance	9922992.00
To Training & Placement Expenses	1105620.00
To Uniform Expenses	31648.00
To University Exam Expenses & Fees	637579.00
To Visiting Faculty Expenses	246107.00
To Excess of Income over Expenditure	27608339.26
Total	292683596.85

INCOME :	AMOUNT
By Fee From Students	312969481.09
Consultancy	6400000.00
Alumni	2200000.00
Less: Scholarship Year 23-24	38373300.00
By Interest Received	9487415.76
Total	292683596.85

Auditor's Report

In terms of audit report of even date attached


For P R A & Co
Chartered Accountants


FRN:017903N

CA Rajat Sharma

Partner

M. No. 094176


EXECUTIVE TRUSTEE



Place : New Delhi
Dated: 25.09.2024

NATIONAL INSTITUTE OF COMPUTER EDUCATION SOCIETY
SHOBHIT UNIVERSITY, UTTAR PRADESH

FIXED ASSETS AS AT 31st MARCH 2024

<u>S.No.</u>	<u>PARTICULARS</u>	<u>W.D.V.</u> <u>AS AT</u> <u>01.04.2023</u>	<u>ADDITION</u> <u>DURING THE</u> <u>YEAR BEFORE</u> <u>30.09.2023</u>	<u>ADDITION</u> <u>DURING THE</u> <u>YEAR AFTER</u> <u>30.09.2023</u>	<u>REVALUATION/</u> <u>TRANSFERRED/</u> <u>ADJUSTMENT</u>	<u>TOTAL</u>	<u>RATE</u> <u>OF DEP.</u>	<u>DEPRECIATION</u>	<u>W.D.V.</u> <u>AS AT</u> <u>31.03.24</u>
1.	Land	420467139.00	0.00	0.00	0.00	420467139.00	-	0.00	420467139.00
2.	Building	613543239.59	0.00	0.00	0.00	613543239.59	1.63%	10000754.81	603542484.78
3.	Computers	18052079.00	789240.00	302375.00	0.00	19143694.00	7.07%	1342770.21	17800923.79
4.	Furniture	45582646.67	3021499.00	3567348.00	0.00	52171493.67	6.33%	3189548.99	48981944.68
5.	Books	7408927.87	2720082.00	2524453.00	0.00	12653462.87	7.07%	805360.41	11848102.46
6.	Equipments	15879815.29	444079.00	2205743.00	0.00	18529637.29	7.07%	1232072.34	17297564.95
7.	Generator	2275.08	0.00	0.00	0.00	2275.08	7.07%	160.85	2114.23
8.	Vehicle	3086943.43	0.00	3661048.00	0.00	6747991.43	9.50%	467159.41	6280832.02
Total		1124023065.93	6974900.00	12260967.00	0.00	1143258932.93		17037827.01	1126221105.92



Place : New Delhi
Dated: 25.09.2024

[Signature]
EXECUTIVE TRUSTEE