



**Shobhit
University**

EDUCATION EMPOWERS



Top 101-125 Band
in Pharmacy

CRITERION 2 – TEACHING-LEARNING AND EVALUATION

2.3.2 Has provision for the use of Clinical Skills Laboratory and Simulation Based Learning the Institution:

Has Basic Clinical Skills Training Models and Trainers for clinical skills in the relevant disciplines.

Has advanced patient simulators for simulation-based training

Has structured programs for training and assessment of students in Clinical Skills Lab / Simulation centre

Conducts training programs for the faculty in the use of clinical skills lab and simulation methods of teaching-learning

To reduce enormous use of paper and printing the ensure data, sign and a seal by the Competent Authority for all the papers, we have used the Class-3 Digital Signatures where a Registration Authority i.e. Dr. Mahipal Singh, Registrar of our University authenticate the documents and responses claimed in this pdf file.



SHOBHIT UNIVERSITY, Gangoh



[Notified by Government of U.P. Act No.3 of 2012, Established u/s 2(f) of UGC Act 1956]



Adarsh Institutional Area, Babu Vijendra Marg,
Gangoh, Distt. Saharanpur - 247341, UP


35
YEARS
OF ACADEMIC
EXCELLENCE




LIST OF CLINICAL SKILLS TRAINING MODALS

S. No.	Model	Activity
1	 <p>IV Practice mannequin arm</p>	<ul style="list-style-type: none"> ➤ A training kit for injection practice and a vein detector to enhance the learning experience ➤ Frequently movable ,enabling you to imitate various patient situations and provide more dynamic training settings
2	 <p>Diabetic foot model</p>	<ul style="list-style-type: none"> ➤ Designed for nursing of foot pathological changes caused by diabetes ➤ Display severe foot disease ,such as amputation and gangrene

<p>3</p>	 <p>Suturing practicing pad</p>	<ul style="list-style-type: none"> ➤ Suture pad has various protruding structure on its surface that allow practicing different surgical suturing techniques ➤ The pad can be used multiple time ➤ The suture pad helps practicing advanced suturing skills
<p>4</p>	 <p>Bandaging Simulator</p>	<ul style="list-style-type: none"> ➤ Ideal for healing wound management skill, Dressing changes and bandaging techniques. ➤ Practice wound management techniques, cleaning and dressing changes.

5	 <p>A photograph of a CPR training model, a life-sized mannequin of a human torso, positioned against a green background. To the left of the model are various medical supplies including a white box, a clear plastic bag, and a coiled tube. A GPS overlay at the bottom of the image provides location details for Saharanpur, Uttar Pradesh, India.</p>	CPR Training Model
CPR MODEL		

6	 <p>A photograph of a practical model of panchakarma, a life-sized mannequin of a human body lying on its back on a white surface. The model has several red dots marked on its back, indicating specific points for treatment. A GPS overlay at the bottom of the image provides location details for Saharanpur, Uttar Pradesh, India.</p>	<ul style="list-style-type: none"> ➤ For practicing seven positions of abhyanga ➤ For practicing katibasti, janubasti, greevabasti, hridayabasti, prishthabasti ➤ For practicing lepa, shirodhara, nasya
Practical model of panchakarma		



**Shobhit
University**

EDUCATION EMPOWERS

Babu Vijendra Marg, Adarsh Institutional

Area Gangoh, Distt. Saharanpur (U.P.)

247341, India

Tel: +91 7830810052

E-mail: registrargangoh@shobhituniversity.ac.in

U.: www.sug.ac.in

7



KSHARASUTRA CABINET

- Ksharsutra is a medicated thread or medicated set on which is prepared by applying the coating of apamargakshar, haridrachurna and snuhiksheer.
- Snuhiksheer acts as binding agent. Ksharsutra Therapy method is used in the Anal-fistula, Piles, Rectal Polyps, Vaginal polyps, fissure-in-ano, warts etc.