



**Shobhit
University**

EDUCATION EMPOWERS



Top 101-125 Band
in Pharmacy

CRITERION 2 – TEACHING-LEARNING AND EVALUATION

2.3.2 Has provision for the use of Clinical Skills Laboratory and Simulation Based Learning the Institution:

Has Basic Clinical Skills Training Models and Trainers for clinical skills in the relevant disciplines.

Has advanced patient simulators for simulation-based training

Has structured programs for training and assessment of students in Clinical Skills Lab / Simulation centre

Conducts training programs for the faculty in the use of clinical skills lab and simulation methods of teaching-learning

To reduce enormous use of paper and printing the ensure data, sign and a seal by the Competent Authority for all the papers, we have used the Class-3 Digital Signatures where a Registration Authority i.e. Dr. Mahipal Singh, Registrar of our University authenticate the documents and responses claimed in this pdf file.



SHOBHIT UNIVERSITY, Gangoh

[Notified by Government of U.P. Act No.3 of 2012, Established u/s 2(f) of UGC Act 1956]

Adarsh Institutional Area, Babu Vijendra Marg,
Gangoh, Distt. Saharanpur - 247341, UP

35
YEARS
OF ACADEMIC
EXCELLENCE





Babu Vijendra Marg, Adarsh Institutional
Area Gangoh, Distt. Saharanpur (U.P.)
247341, India
Tel: +91 7830810052
E-mail: registrargangoh@shobhituniversity.ac.in
U.: www.sug.ac.in

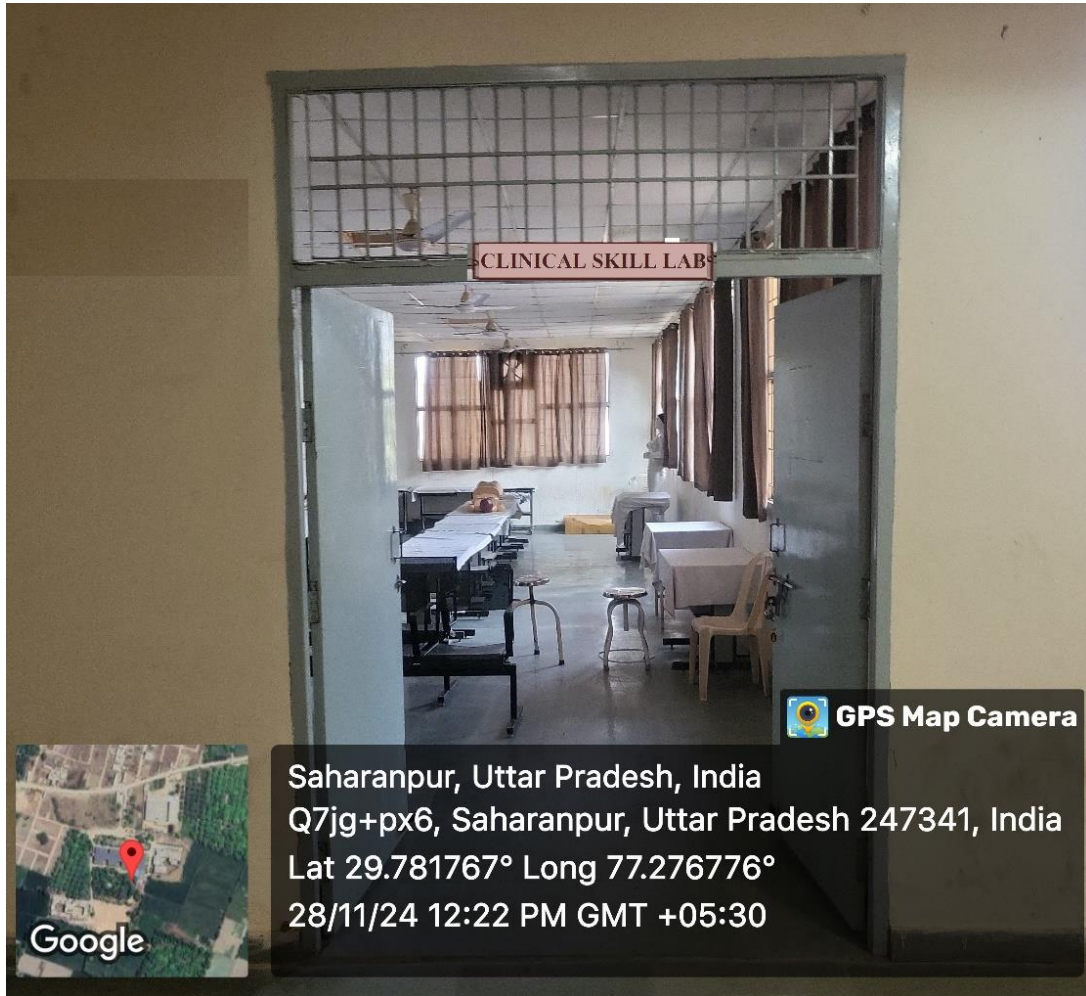
**Geo-tagged photographs of clinical skills lab facilities,
clinical skills modals, patients simulators**



**Shobhit
University**

EDUCATION EMPOWERS

Babu Vijendra Marg, Adarsh Institutional
Area Gangoh, Distt. Saharanpur (U.P.)
247341, India
Tel: +91 7830810052
E-mail: registrargangoh@shobhituniversity.ac.in
U.: www.sug.ac.in



Clinical Skill Lab


Skill lab training is a type of training that provides hands-on practice for clinical skills in a practice room setting. The use of this lab is to train and evaluate procedural skills for medical and paramedical professionals.



**Shobhit
University**

EDUCATION EMPOWERS

Babu Vijendra Marg, Adarsh Institutional
Area Gangoh, Distt. Saharanpur (U.P.)
247341, India
Tel: +91 7830810052
E-mail: registrargangoh@shobhituniversity.ac.in
U.: www.sug.ac.in



ECG Machine

An ECG records these impulses to show how fast the heart is beating, the rhythm of the heart beats (steady or irregular), and the timing of the electrical impulses as they move through the different parts of the heart.



**Shobhit
University**

EDUCATION EMPOWERS

Babu Vijendra Marg, Adarsh Institutional
Area Gangoh, Distt. Saharanpur (U.P.)
247341, India
Tel: +91 7830810052
E-mail: registrargangoh@shobhituniversity.ac.in
U.: www.sug.ac.in



Aksharsutra Cabinet

This is an electric drier with ultraviolet sterilizer to make Kshara Sutra threads. Drying temperature for each of the eight stages can be pre-set in Automatic model. A storage cabinet with additional sterilizer for dried threads.



**Shobhit
University**

EDUCATION EMPOWERS

Babu Vijendra Marg, Adarsh Institutional
Area Gangoh, Distt. Saharanpur (U.P.)
247341, India
Tel: +91 7830810052
E-mail: registrargangoh@shobhituniversity.ac.in
U.: www.sug.ac.in



CPR Training Mannequin

These manikins simulate blood flow to the brain using LED light feedback. These CPR manikins can help your students learn how to adjust their technique in real-time to deliver CPR correctly. This gives them the confidence and the skills to provide more effective CPR.



Nebulizer Training Kit

A nebulizer is a small machine that turns liquid medicine into a mist that can be easily inhaled. You sit with the machine and breathe in the medicine through a connected mouthpiece or facemask.



**Shobhit
University**

EDUCATION EMPOWERS

Babu Vijendra Marg, Adarsh Institutional
Area Gangoh, Distt. Saharanpur (U.P.)
247341, India
Tel: +91 7830810052
E-mail: registrargangoh@shobhituniversity.ac.in
U.: www.sug.ac.in



Diabetic foot model

This life-size diabetic foot model can be used for both patient education and student training. Made from BIOLIKE™ material, the model contains three ulcers in various stages of development as well as the features commonly associated with diabetes.



**Shobhit
University**

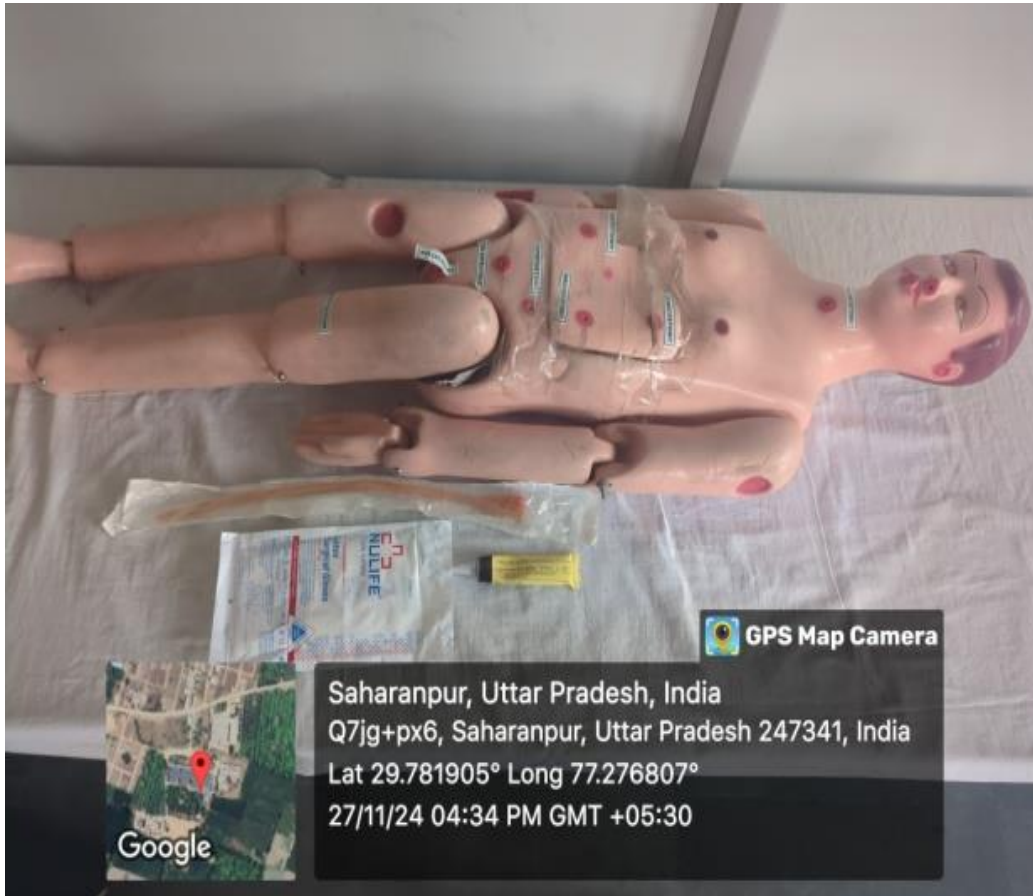
EDUCATION EMPOWERS

Babu Vijendra Marg, Adarsh Institutional
Area Gangoh, Distt. Saharanpur (U.P.)
247341, India
Tel: +91 7830810052
E-mail: registrargangoh@shobhituniversity.ac.in
U.: www.sug.ac.in



Suturing practicing pad

Designed with the purpose of more accurately teaching vessel ligation and bleeding management, the Real Flow Suture Pads also allow for practice with superficial and deep incisions, needle placement, uniformity of suture patterns, and knot tying.



Catheterization Simulator

Trainees can learn and practice proper sequence of catheterization steps.
[2] Use of simulation enhances visual and spatial thinking and improves hands-eye coordination



**Shobhit
University**

EDUCATION EMPOWERS

Babu Vijendra Marg, Adarsh Institutional
Area Gangoh, Distt. Saharanpur (U.P.)
247341, India
Tel: +91 7830810052
E-mail: registrargangoh@shobhituniversity.ac.in
U.: www.sug.ac.in



IM Injection Simulator

Injection Simulator. Here is the perfect volunteer for training your beginning healthcare students to administer intramuscular injections



**Shobhit
University**

EDUCATION EMPOWERS

Babu Vijendra Marg, Adarsh Institutional
Area Gangoh, Distt. Saharanpur (U.P.)
247341, India
Tel: +91 7830810052
E-mail: registrargangoh@shobhituniversity.ac.in
U.: www.sug.ac.in



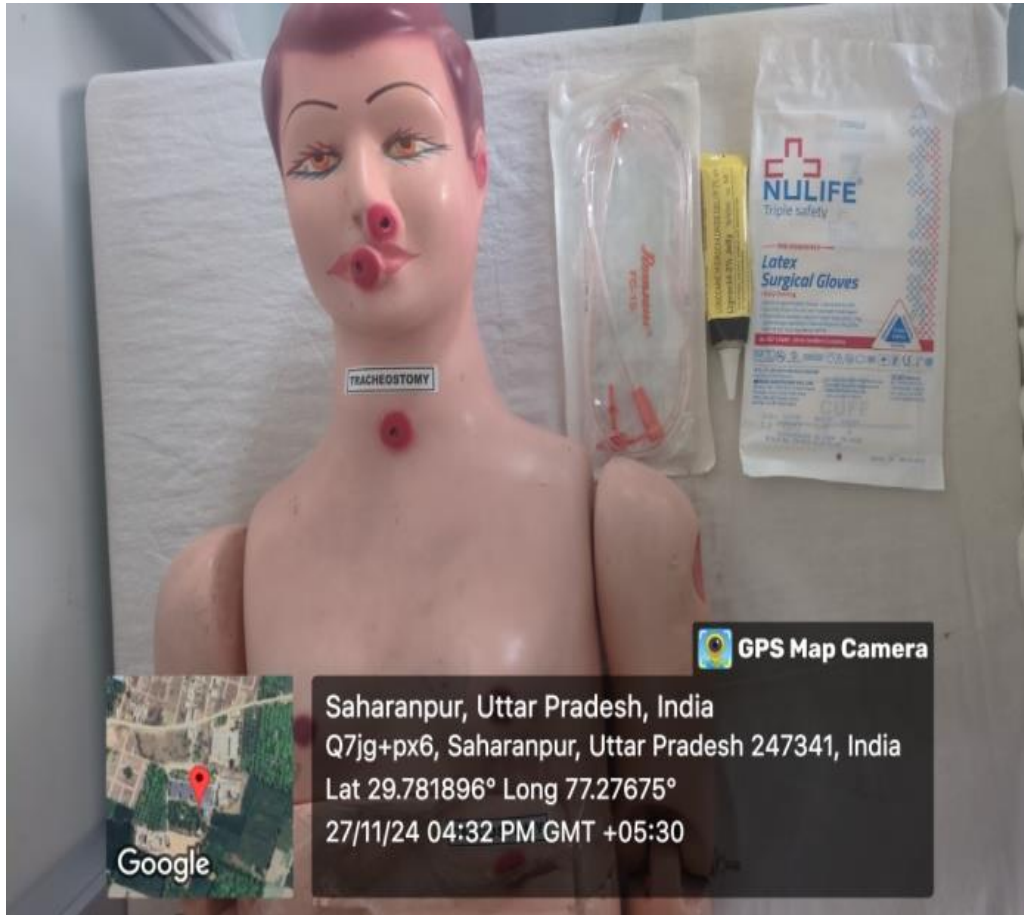
Bandaging practicing simulator

Ideal for teaching wound management skills, dressing changes, and bandaging techniques



IV practice Mannequin Arm

This refers to an artificial **arm** that simulates the physical characteristics of a human **arm**, providing a realistic **training** surface



Rt Insertion Stimulator

It is used to aspirate gastric contents in case of hematemesis, intestinal obstruction, post-surgery and gastric acid aspiration for gastric function test